



BOARD OF DIRECTORS

METROPOLITAN ATLANTA RAPID TRANSIT AUTHORITY

BUSINESS MANAGEMENT COMMITTEE

THURSDAY, FEBRUARY 22, 2024

ATLANTA, GEORGIA

MEETING MINUTES

1. CALL TO ORDER AND ROLL CALL

Committee Chair James Durrett called the meeting to order at 9:37 A.M.

Board Members

Present:

Al Pond
Kathryn Powers
James Durrett
Roderick Frierson
Stacy Blakley
Thomas Worthy
William Floyd
Valencia Williamson

Board Members

Absent:

Freda Hardage
Russell McMurry
Rita Scott
Jennifer Ide
Jacob Tzegaegbe
Jannine Miller
Sagirah Jones

Staff Members Present:

Collie Greenwood
Melissa Mullinax
Rhonda Allen
Kevin Hurley
Peter Andrews
Carrie Rocha
Michael Kreher
George Wright

Also in Attendance:

Justice Leah Ward Sears of Smith, Paula Nash, Jacqueline Holland, Jonathan Hunt, Tyrene Huff, Kenya Hammond, Phyllis Bryant, Stephany Fisher, Gena Major, Donna Jennings, Torrey Kirby, Nancy Joseph, Minnie Hill and Greg Patterson

2. APPROVAL OF THE MINUTES

January 18, 2024 Business Management Committee Minutes.

Approval of the January 18, 2024, Business Management Committee Minutes. On a motion by Board Member Pond, seconded by Board Member Powers, the motion passed by a vote of 6 to 0 with 6 members present.

3. RESOLUTIONS

Resolution Authorizing a Modification in Contractual Authorization for Workers' Compensation / Managed Care Organization (WC-MCO), RFPP P42659

Approval of the Resolution Authorizing a Modification in Contractual Authorization for Workers' Compensation / Managed Care Organization (WC-MCO), RFPP P42659. On a motion by Board Member Williamson, seconded by Board Member Floyd, the resolution passed by a vote of 7 to 0 with 7 members present.

Resolution Authorizing a Modification in Contractual Authorization for the Trapeze Master Agreement, RFPP P34149

Approval of the Resolution Authorizing a Modification in Contractual Authorization for the Trapeze Master Agreement, RFPP P34149. On a motion by Board Member Blakley, seconded by Board Member Pond, the resolution passed by a vote of 8 to 0 with 8 members present.

Resolution Authorizing the Award of a Contract for Station Phones Phase II, IFB B50412

Approval of the Resolution Authorizing the Award of a Contract for Station Phones Phase II, IFB B50412. On a motion by Board Member Williamson, seconded by Board Member Blakley, the resolution passed by a vote of 8 to 0 with 8 members present.

Resolution Authorizing the Award of a Contract for the Procurement of Medical, Pharmacy, Vision, Flexible Spending Accounts and Stop Loss Health Benefits, RFP P50213

Approval of the Resolution Authorizing the Award of a Contract for the Procurement of Medical, Pharmacy, Vision, Flexible Spending Accounts and Stop Loss Health Benefits, RFP P50213. On a motion by Board Member Williamson, seconded by Board Member Blakley, the resolution passed by a vote of 8 to 0 with 8 members present.

4. OTHER MATTERS

FY24 January Consolidated Financial Highlights and Financial Key Performance Indicators (Informational Only)

5. ADJOURNMENT

The Committee meeting adjourned at 10:05 A.M.

Respectfully Submitted,



Tyrene L. Huff
Assistant Secretary to the Board

YouTube link: <https://www.youtube.com/live/cHmtqqTPYdw?feature=shared>

Resolution Authorizing Modification in Contractual Authorization for Workers' Compensation Managed Care Organization RFPP42659

Business Management Committee, February 22, 2024

marta 



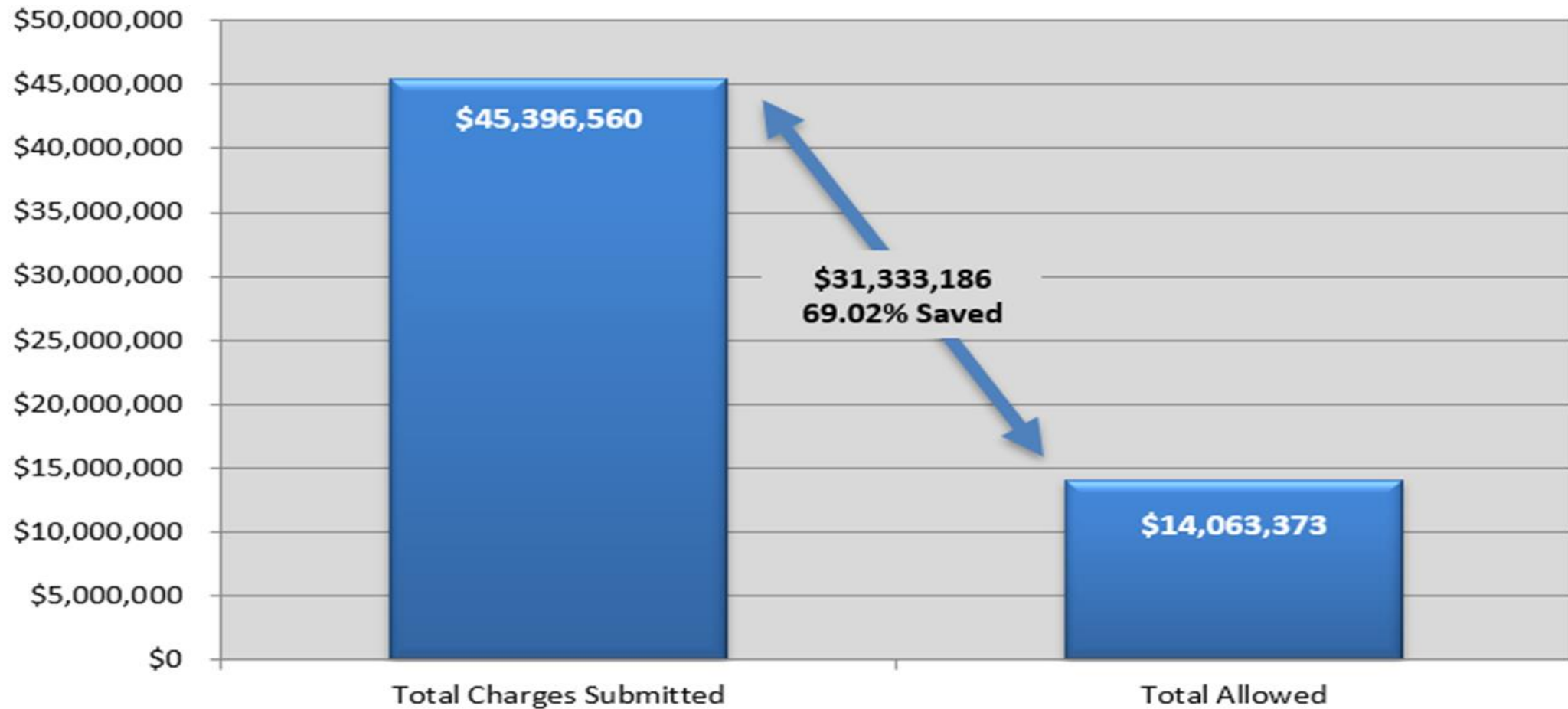
Purpose

- Define Workers' Compensation Managed Care Organization
- Review medical cost containment savings
- Cost of contract extension

Workers' Compensation Managed Care Organization (WC-MCO)

- Certified by Georgia State Board of Workers' Compensation
- Nurse case management on each claim
- Full suite of medical cost containment services
- Manages medical provider network

Workers' Compensation Managed Care Savings FY20 – FY23



Contract Cost & Term

Current Contract Value:	\$ 1,811,826
Additional Funds Requested:	\$ 390,000
Total Contract Amount:	\$ 2,201,826

New Term: 1-year extension



Thank You

**RESOLUTION AUTHORIZING THE MODIFICATION IN CONTRACTUAL
AUTHORIZATION FOR WORKER'S COMPENSATION / MANAGED CARE
ORGANIZATION (WC-MCO), CONTRACT NUMBER RFPP P42659**

WHEREAS, on March 26, 2019 the General Manager/CEO entered into a Contract with USIS, Inc. dba AmeriSys for Worker's Compensation / Managed Care Organization (WC-MCO), Request for Price Proposals P42659; and

WHEREAS, MARTA staff has determined that it is in the best interest of the Authority to extend the contract term and increase the contract value to provide for known changes and additions to the contract; and

WHEREAS, all contractual changes and additions for this modification will follow the Authority's procurement policies and guidelines; and

WHEREAS, the Department of Internal Audit has been requested to perform a price/cost analysis to determine fair and reasonable pricing; and

RESOLVED THEREFORE, by the Board of Directors of the Metropolitan Atlanta Rapid Transit Authority that the General Manager/CEO or his delegate be, and hereby is, authorized to extend the contract term and increase the authorization for Contract No. P42659 Worker's Compensation / Managed Care Organization (WC-MCO) from \$1,811,826.00 to \$2,201,868.00.

Approved as to Legal Form:

DocuSigned by:
Peter J. Andrews
A0EF047927B94DA...

**Chief Counsel, Metropolitan Atlanta
Rapid Transit Authority**



Resolution Authorizing a Modification in Contractual Authorization for the Trapeze Master Agreement, RFP P34149

Torrey Kirby,
Director of Technology Applications
Business Management Committee Meeting
February 22, 2024

Resolution Authorizing a Modification in the Trapeze Master Agreement to Procure Trapeze Fluid Focus Hardware and Software

MARTA currently owns licenses for twenty (20) Trapeze software modules, including

- Fixed route scheduling (Trapeze FX, BlockBuster)
- Mobility scheduling (Trapeze Pass)
- Passenger information (Trapeze INFO Agent, INFO IVR, Breeze IVR)
- Enterprise asset management (EAM)
- Bus dispatching/automatic vehicle location (CAD/AVL)

An internal audit of the Materials Branch of Procurement found a deficiency in the monitoring/tracking of fluids.

- Specifically, Inventory records for bulk fluid has had unexplained discrepancies between book records and actual quantities on hand.
- In addition, Bus Maintenance is unable to remotely monitor fluid levels in fueling islands at bus operating and maintenance facilities.

Resolution Authorizing a Modification in the Trapeze Master Agreement to Procure Trapeze Fluid Focus Hardware and Software

Benefits to MARTA

Addresses Audit Finding:

- Hardware integration with Enterprise Asset Management (EAM) application provides an accurate accounting of fluid quantities and fluid life cycle costs over time.
- Allows Bus Operations to remotely monitor and report on fuel levels at anytime.

Increased Transparency and Accountability:

- Accurately tracks fluid usage to prevent unauthorized dispensing and potential misuse.
- Real-time data which improves reconciliation with vendor(s) for fluid contracts.

Enhanced Cost Management:

- Actual usage data improves budgeting for engine oil, antifreeze, and other fluids.
- Potential for significant annual cost savings, nearly \$700k for engine oil and antifreeze alone.
- Enables preventative maintenance based on actual fluid consumption, reducing breakdowns, and extending vehicle life.

Resolution Authorizing a Modification in the Trapeze Master Agreement to Procure Trapeze Fluid Focus Hardware and Software

Financial Considerations

Upon approval the task order will be funded with (100%) Capital funds from the approved FY24 fiscal year budget.

Current Contract Value	\$26,085,422.60
Additional Funds Requested	\$ 1,500,000.00
Total Contract Value	\$27,585,422.60

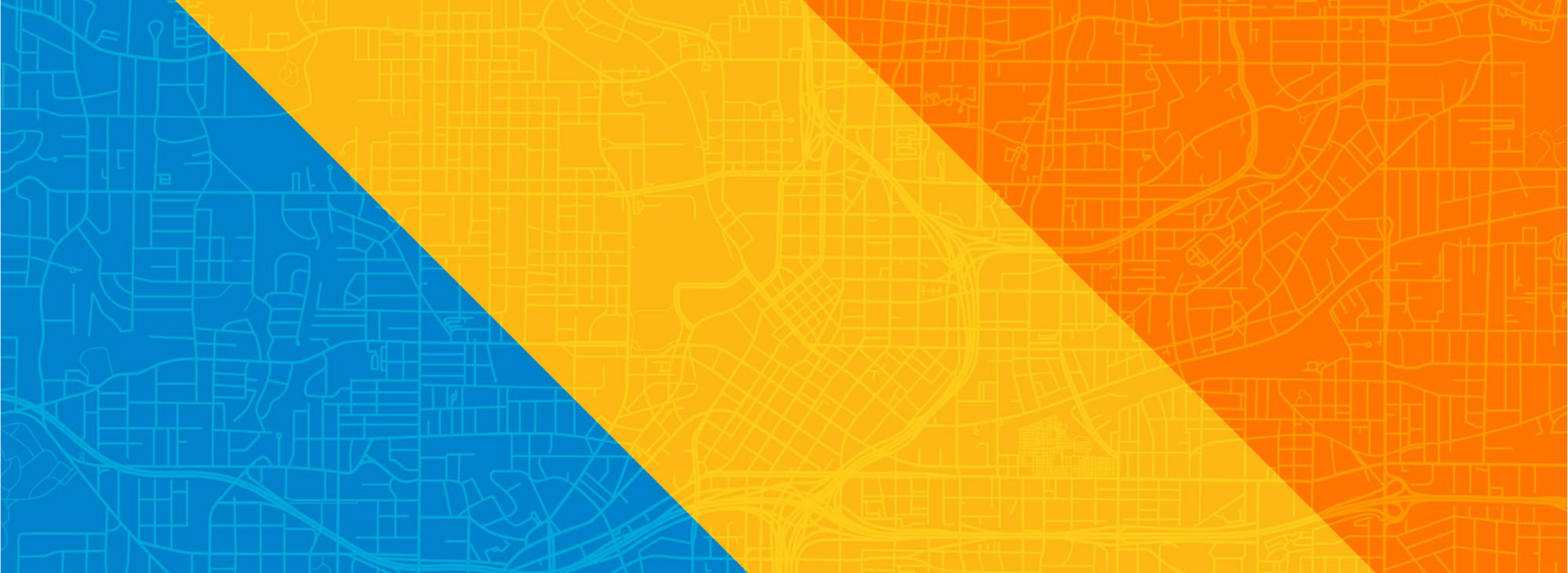
DBE Considerations

The Office of Diversity and Inclusion did not assign a DBE goal for this single source procurement.

Resolution Authorizing a Modification in the Trapeze Master Agreement to Procure Trapeze Fluid Focus Hardware and Software

Request Board Approval

The Department of Technology requests the Business Management Committee recommend approval of the Resolution Authorizing the modification in the Trapeze Master Agreement to procure the hardware and software for Trapeze Fluid Focus which will increase the maximum contract value to \$27,585,422.60.



Thank You



**RESOLUTION AUTHORIZING THE MODIFICATION IN CONTRACTUAL
AUTHORIZATION FOR THE TRAPEZE MASTER AGREEMENT, RFP P34149**

WHEREAS, on December 1, 2014, the General Manager entered into a Contract with Trapeze Software Group Inc. to pro-rate and consolidate the numerous existing Trapeze Software Group Inc. Hardware/Software Maintenance Agreements, Support/Professional Services and the payment of performed/prorated work, to Trapeze Software Group, Inc.; and

WHEREAS, On July 11, 2018; MARTA's Board of Directors authorized a modification to add additional funds in the amount of \$6,318,951.00; and

WHEREAS, on May 28, 2020, MARTA's Board of Directors authorized a modification to add additional funds in the amount of \$583,095.00; and

WHEREAS; on January 25, 2024 the General Manager/CEO's contingency of \$759,769.59 was requested and utilized; and

WHEREAS; MARTA staff has determined that it is in the best interest of the Authority to increase the contract value in the amount of \$1,5000,000.00 to implement FluidFocus as an expansion of the existing Trapeze EAM, already deployed, with installation at six (6) MARTA Facilities; and

WHEREAS, all contractual changes and additions for this modification will follow the Authority's procurement policies and guidelines; and

WHEREAS, the Department of Internal Audit will be requested to perform a price/cost analysis to determine fair and reasonable pricing; and

RESOLVED THEREFORE, by the Board of Directors of the Metropolitan Atlanta Rapid Transit Authority that the General Manager/CEO or his delegate be, and hereby is, authorized to increase the authorization for Contract No. P34149 Trapeze Master Agreement from \$26,085,422.60 to \$27,585,422.60.

Approved as to Legal Form:

DocuSigned by:
Peter J. Andrews
A0EF047927B94DA...

**Chief Counsel, Metropolitan Atlanta
Rapid Transit Authority**



Resolution Authorizing Award of a Contract for Station Phones Phase II, IFB B50412

Nancy Joseph,
Director of Technology Infrastructure and Production
Business Management Committee Meeting
February 22, 2024

Background

MARTA's station phones have been operating for over 30 years and the communications infrastructure:

- Is no longer up-to-date,
- lacks standard manufacturing components,
- is deteriorating due to corrosion and age, requiring continuous maintenance.

This contract includes the purchase of:

- 1,780 emergency, customer assistance, house/PBX, and wayside phones
- 125 network devices to connect phones to headend systems (e.g., switches and gateways)

Procurement Considerations

Notice to bidders was sent to vendors on October 31, 2023.

Forty-three (43) firms retrieved the online solicitation.

Seven (7) bids were received on December 20, 2023.

NetSync Network Solutions, Inc. was the lowest, responsive and responsible bidder with a bid amount of \$3,865,125.78.

Financial Considerations

This procurement, with a 3-year term, is being funded with 100% Local Capital funds.

There is no DBE goal assigned as this is a device purchase only.

One or more CMAR contractors, managed by Capital Programs, will be used to install the telephones and supporting infrastructure (e.g., cabling, conduits, etc). There will be an opportunity for DBE

Board Request

The Department of Technology requests the Business Management Committee recommend approval of the resolution authorizing the Award of a Contract for the station Phones Phase II, IFB B50412 to Netsync Network Solutions, LLC in the amount of \$3,865,125.78.



Thank You



Resolution Authorizing Award of a Contract for Station Phones Phase II, IFB B50412

**RESOLUTION AUTHORIZING AWARD OF A CONTRACT FOR
Station Phones Phase II, IFB B50412**

WHEREAS, the Authority's Department of Technology has identified the need for the Procurement of Station Phones Phase II, Invitation for Bids Number B50412; and

WHEREAS, on October 31, 2023, the Metropolitan Atlanta Rapid Transit Authority duly sent advance notice of the Invitation for Bids to potential Bidders; and

WHEREAS, notices of the said Invitation for Bids were advertised in the local newspaper of the largest circulation in the Atlanta metropolitan area, once in each of the two weeks prior to opening bids; and

WHEREAS, all Bidders were given an opportunity to protest the bid instructions, specifications, and/or procedures; and

WHEREAS, On the Bid deadline of December 19, 2023, at 2:00 p.m., local time, seven (7) bids were received; and

WHEREAS, On December 20, 2023, at 2:00 p.m., local time, five (5) bids were publicly opened and read aloud; and

Resolution Authorizing Award of a Contract for Station Phones Phase II, IFB B50412

WHEREAS, the lowest bid submitted for Category 1- Phone Equipment was determined to be non-responsive; and

WHEREAS, the lowest bid submitted for Category 2 – Network Equipment was determined to be non-responsive;

WHEREAS, second lowest bid submitted for Category 1- Phone Equipment and Category 2 – Network Equipment by Netsync Network Solutions, Inc., is responsive and responsible and the bidder is capable of performing the Contract; and

RESOLVED THEREFORE, by the Board of Directors of the Metropolitan Atlanta Rapid Transit Authority that the General Manager/CEO or his delegate be, and hereby is, authorized to execute a Contract on substantially the same terms and conditions as contained in the Invitation of Bids Number B50412, Station Phones Phase II between the Authority and Netsync Network Solutions, Inc., in the total combined amount of \$3,865,125.78 for Category 1 – Phone Equipment and Category 2 – Network Equipment.

Approved as to Legal Form:

DocuSigned by:

Peter J. Andrews

A0FF047927B94DA

**Chief Counsel, Metropolitan Atlanta
Rapid Transit Authority**



EMPLOYER HEALTH INSURANCE



Resolution Authorizing the Award of a Contract for the Procurement of Medical, Pharmacy, Vision, Flexible Spending Accounts and Stop Loss Health Benefits

RFP P50213

Background Information



MARTA is seeking services for its comprehensive health insurance program for approximately 4,400 employees and 1,245 retirees



The current contract value is \$467M

Considerations Regarding Accessibility, Service Quality, and On-Site Support

- Maintaining current cost sharing model for employees: (75% / 25% Non-Represented; 83% / 17% Represented)
- Meeting contractual obligations with ATU Local 732
- Ensuring proposed provider networks provide adequate coverage within geographic areas where MARTA participants reside
- Availability of and accessibility to services such as Biometric Exams and other group health support services at Bus Garages, Rail Yards, and other MARTA facilities.



Procurement Considerations

- **Notice to Proponents was issued to 13 firms on September 21, 2023.**
 - Group Medical Insurance (PPO, POS, HMO, CDHP)
 - Stop-Loss Insurance
 - Pharmacy Benefits Management (RX)
 - Vision Insurance
 - Flexible Spending Accounts (HSA, FSA, DCFSA)

- **Notice of the Request for Proposals was advertised in the Atlanta Journal Constitution, the Georgia Procurement Registry, the Georgia Local Government Access Marketplace, and on MARTA's website.**
 - Sixty-one (61) firms retrieved the online solicitation
 - Proposals were received from eight (8) firms by the November 14, 2023 submission deadline
 - Seven (7) of the eight (8) proponents were responsive

- **DBE Goal for this procurement is 11%**

Proposals from 7 firms were evaluated by the SEC

The proposals deemed to be in the competitive range were received from:

- **Aetna**
- **Anthem BCBS**
- **Kaiser Permanente**
- **Total Administrative Services Corp.**
- **WEX, Inc.**

	Medical	Pharmacy	Vision	Flexible Spending Accounts	Stop Loss
Aetna	X	X	X	X	X
Anthem Blue Cross Blue Shield	X	X	X	X	X
Cigna	X	X	X	X	X
Kaiser Permanente	X	X	X	X	
Total Administrative Services Corp.				X	
United Health Care	X	X	X	X	X
WEX Inc.				X	

Note: Proponents submitted 2 separate proposals for FSA & HSA Flexible Spending Accounts



Contract Terms and Financial Considerations

- Base term is for 3-years (July 2024 – June 2027), with two (2) 1-year options

Base Term (3 years)	\$246,700,024
Option Year One	\$ 82,233,341
Option Year Two	\$ <u>82,233,341</u>
TOTAL	\$411,166,707

The Department of Human Resources requests the Business Management Committee recommend approval of the resolution authorizing the award of a contract for the procurement of Medical, Pharmacy, Vision, Flexible Spending Accounts and Stop Loss Health Benefits, RFP P50213, to Anthem Blue Cross Blue Shield and Kaiser Permanente.



Thank You



**RESOLUTION AUTHORIZING THE AWARD OF A CONTRACT FOR THE PROCUREMENT
OF MEDICAL, PHARMACY, VISION, FLEXIBLE SPENDING ACCOUNTS AND STOP LOSS
HEALTH BENEFITS**

REQUEST FOR PROPOSALS NUMBER P50213

WHEREAS, the Authority's Office of Human Resources has identified the need for the Procurement of Medical, Pharmacy, Vision, Flexible Spending Accounts and Stop Loss Health Benefits, Request for Proposals Number P50213; and

WHEREAS, On September 21, 2023 the Metropolitan Atlanta Rapid Transit Authority duly sent to potential proponents notice of its Request for Proposals for the Procurement of Medical, Pharmacy, Vision, Flexible Spending Accounts and Stop Loss Health Benefits, RFP P50213; and

WHEREAS, notice of the said Request for Proposals was advertised in the local newspaper of the largest circulation in the Atlanta metropolitan area, once in each of the two weeks prior to the proposal deadline; and

WHEREAS, all Proponents were given the opportunity to protest the proposal instructions, specifications, and/or procedures; and

WHEREAS, on November 14, 2023 at 2:00 p.m., local time, eight (8) proposals

were received; and

WHEREAS, the Authority's staff determined that Anthem Blue Cross and Blue Shield and Kaiser Permanente Insurance Company submitted the most advantageous offer and other factors considered and is technically and financially capable of providing the services.

RESOLVED THEREFORE, by the Board of Directors of the Metropolitan Atlanta Rapid Transit Authority that the General Manager/Chief Executive Officer or his delegate be, and hereby is, authorized to execute a Contract on substantially the same terms and conditions as contained in the Request for Proposals Number P50213, for the procurement of Medical, Pharmacy, Vision, Flexible Spending Accounts and Stop Loss Health Benefits between the Authority and Anthem Blue Cross and Blue Shield and Kaiser Permanente Insurance Company in the amount of \$411,166,707.00.

Approved as to Legal Form:

DocuSigned by:
Peter J. Andrews
A0EF047927B94DA...
**Chief Counsel, Metropolitan Atlanta
Rapid Transit Authority**



Financial Highlights January 31, 2024

FY24

Operating Budget Highlights

January 31, 2024

Year-To-Date (YTD) Operations Performance

January 31, 2024 (\$ in Millions)

	Actual	Budget	Variance	
	\$	\$	\$	%
Prior Year Carry Forward	19.0	19.0	0.0	0.0%
Net Revenues	345.1	342.2	2.9	0.8%
Net Expenses	367.5	356.0	(11.5)	-3.2%
Net Surplus/(Deficit)	(3.4)	5.2	(8.6)	

COMMENTS

- YTD Net Revenues are favorable to budget by \$2.9M through the month of January
- YTD Net Expenses are unfavorable to budget by (\$11.5M) through the month of January
- YTD Net Deficit for January is (\$3.4M) compared to a \$5.2M budget surplus

Year-To-Date (YTD) Operating Revenues and Expenses January 31, 2024 (\$ in Millions)

	Actual	Budget	Variance	
	\$	\$	\$	%
SOURCES				
Prior Year Carry Forward	19.0	19.0	0.0	0.0%
REVENUES				
Sales Tax	214.4	206.1	8.3	4.0%
Title Ad Valorem Tax	19.5	20.1	(0.6)	-3.0%
Federal Assistance	47.6	47.6	0.0	0.0%
Passenger Revenue	43.8	48.0	(4.2)	-8.8%
Lease Income	5.5	6.3	(0.8)	-12.7%
Station Parking	1.2	1.0	0.2	20.0%
Other Revenues	13.1	13.1	0.0	0.0%
Net Operating Revenues	364.1	361.2	2.9	0.8%
EXPENSES				
Salaries and Wages	165.4	172.1	6.7	3.9%
Overtime	23.6	22.8	(0.8)	-3.5%
Total Benefits	80.7	88.5	7.8	8.8%
Contractual Services	59.1	57.2	(1.9)	-3.3%
Total Materials and Supplies	34.4	33.1	(1.3)	-3.9%
Other Non-Labor	30.0	28.3	(1.7)	-6.0%
Gross Operating Expenses	393.2	402.0	8.8	2.2%
Less: Capital Charges	25.7	46.0	(20.3)	-44.1%
Net Operating Expenses	367.5	356.0	(11.5)	-3.2%

REVENUE COMMENTS – YTD revenues are \$2.9M above budget

- Sales Tax performance is \$8.3M above budget due to an active local economy and the associated impact of inflation
- Passenger Revenue is below budget by (\$4.2M) due to lower than forecasted bus ridership and increased fare evasion
- Lease income is below budget by 800k due to the timing of lease payments

EXPENSE COMMENTS – YTD expenses are (\$11.5M) above budget

- Salaries and Wages are below budget by \$6.7M primarily due to year-to-date vacant positions
- Total Benefits are \$7.8M below budget due to lower than forecasted Healthcare claims and vacant positions
- Contractual Services are (\$1.9M) above budget largely due to System Operation Services and Operating Equipment Services
- Total Materials and Supplies are above budget by (\$1.3M) largely due to Rebuilds and Repairables and Auxiliary Replacement Parts
- Other Non-Labor Expenses are (\$1.7M) above budget largely due to third party liability reserves
- Capital Charges are \$20.3M unfavorable to budget and is due to lower than forecasted direct labor charges for capital projects

Current Month Operations Performance

January 31, 2024 (\$ in Millions)

	Actual	Budget	Variance	
	\$	\$	\$	%
Prior Year Carry Forward	0.8	0.8	0.0	0.0%
Net Revenues	56.7	53.8	2.9	5.4%
Net Expenses	52.7	51.4	(1.3)	-2.5%
Net Surplus	4.8	3.2	1.6	

COMMENTS

- Revenues are favorable to budget by \$2.9M for the month of January
- Expenses are unfavorable to budget by (\$1.3M) for the month of January
- Net Surplus for January is \$4.8M compared to a \$3.2M budget surplus

Current Month Operating Revenues and Expenses

January 31, 2024 (\$ in Millions)

	Actual	Budget	Variance	
	\$	\$	\$	%
SOURCES				
Prior Year Carry Forward	0.8	0.8	0.0	0.0%
REVENUES				
Sales Tax	35.4	34.2	1.2	3.5%
Title Ad Valorem Tax	2.8	2.9	(0.1)	-3.4%
Federal Assistance	6.8	6.8	0.0	0.0%
Passenger Revenue	8.3	6.7	1.6	23.9%
Lease Income	1.0	1.6	(0.6)	-37.5%
Station Parking	0.1	0.1	0.0	0.0%
Other Revenues	2.3	1.5	0.8	53.3%
Net Operating Revenues	56.7	53.8	2.9	5.4%
EXPENSES				
Salaries and Wages	22.5	23.1	0.6	2.6%
Overtime	3.1	3.3	0.2	6.1%
Total Benefits	10.4	11.9	1.5	12.6%
Contractual Services	9.1	10.4	1.3	12.5%
Total Materials and Supplies	4.7	5.1	0.4	7.8%
Other Non-Labor	5.6	4.0	(1.6)	-40.0%
Gross Operating Expenses	55.4	57.8	2.4	4.2%
Less: Capital Charges	2.7	6.4	(3.7)	-57.8%
Net Operating Expenses	52.7	51.4	(1.3)	-2.5%

REVENUE COMMENTS – Monthly revenues are \$2.9M above budget

- Sales Tax revenue is above budget by \$1.2M as a result of an active local economy and the associated impact of inflation
- Passenger Revenue is favorable to budget by \$1.6M as a result of an accounting adjustment associated with Mobile Ticketing stored revenue
- Lease Income is (\$0.6M) below budget due to the timing of lease payments
- Other Revenues are above budget by \$0.8M primarily due to high interest revenue on reserves

EXPENSE COMMENTS – Monthly expenses are (\$1.3M) above budget

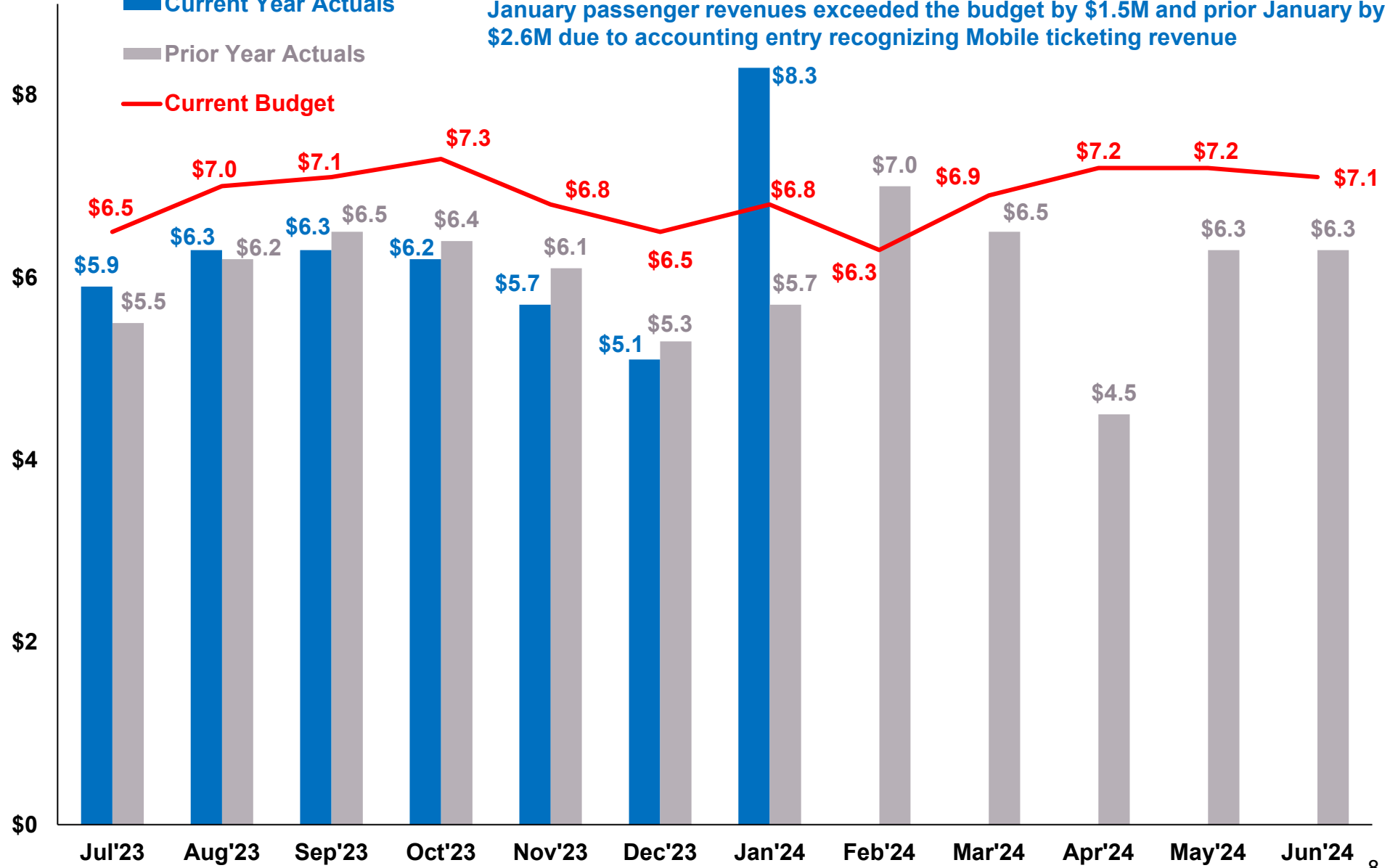
- Salaries and Wages are below budget by \$0.6M primarily due to the combination of vacancies and retro pay associated with the shift differential in the new Union contract
- Contractual Services are \$1.3M below budget due to by favorable professional services and external support contracts
- Other Non-Labor Expenses are (\$1.6M) above budget largely due increases in third party liability reserves
- Capital Charges are (\$3.7M) unfavorable to budget due to lower than forecasted direct labor charges for capital projects

FY24
January
Ridership
Key Performance Indicators

Passenger Revenues (millions)

January passenger revenues exceeded the budget by \$1.5M and prior January by \$2.6M due to accounting entry recognizing Mobile ticketing revenue

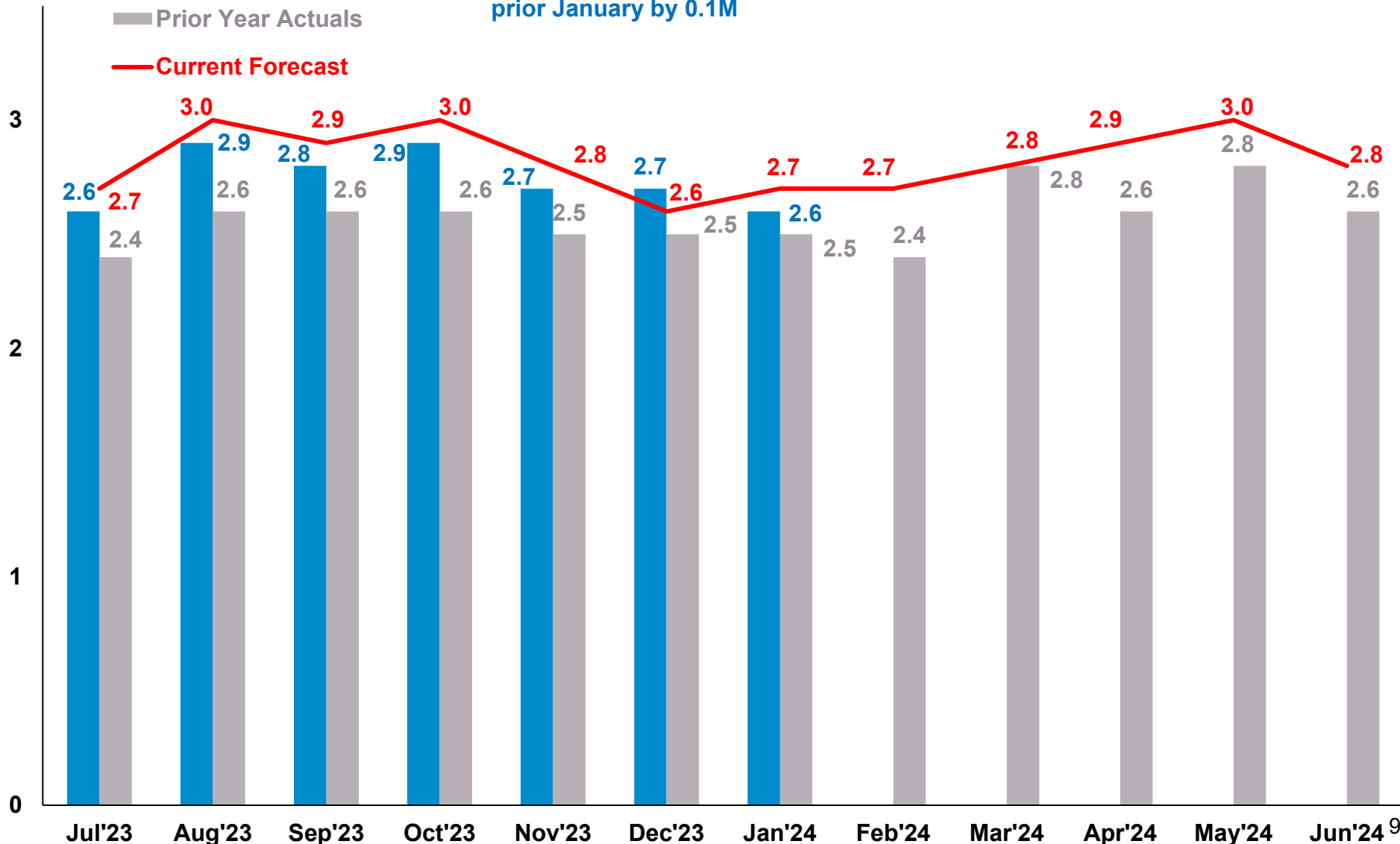
- Current Year Actuals
- Prior Year Actuals
- Current Budget



Bus Ridership (unlinked trips, millions)

■ Current Actuals
■ Prior Year Actuals
— Current Forecast

January bus ridership of 2.6M fell short of the forecast by 0.1M, but exceeded prior January by 0.1M



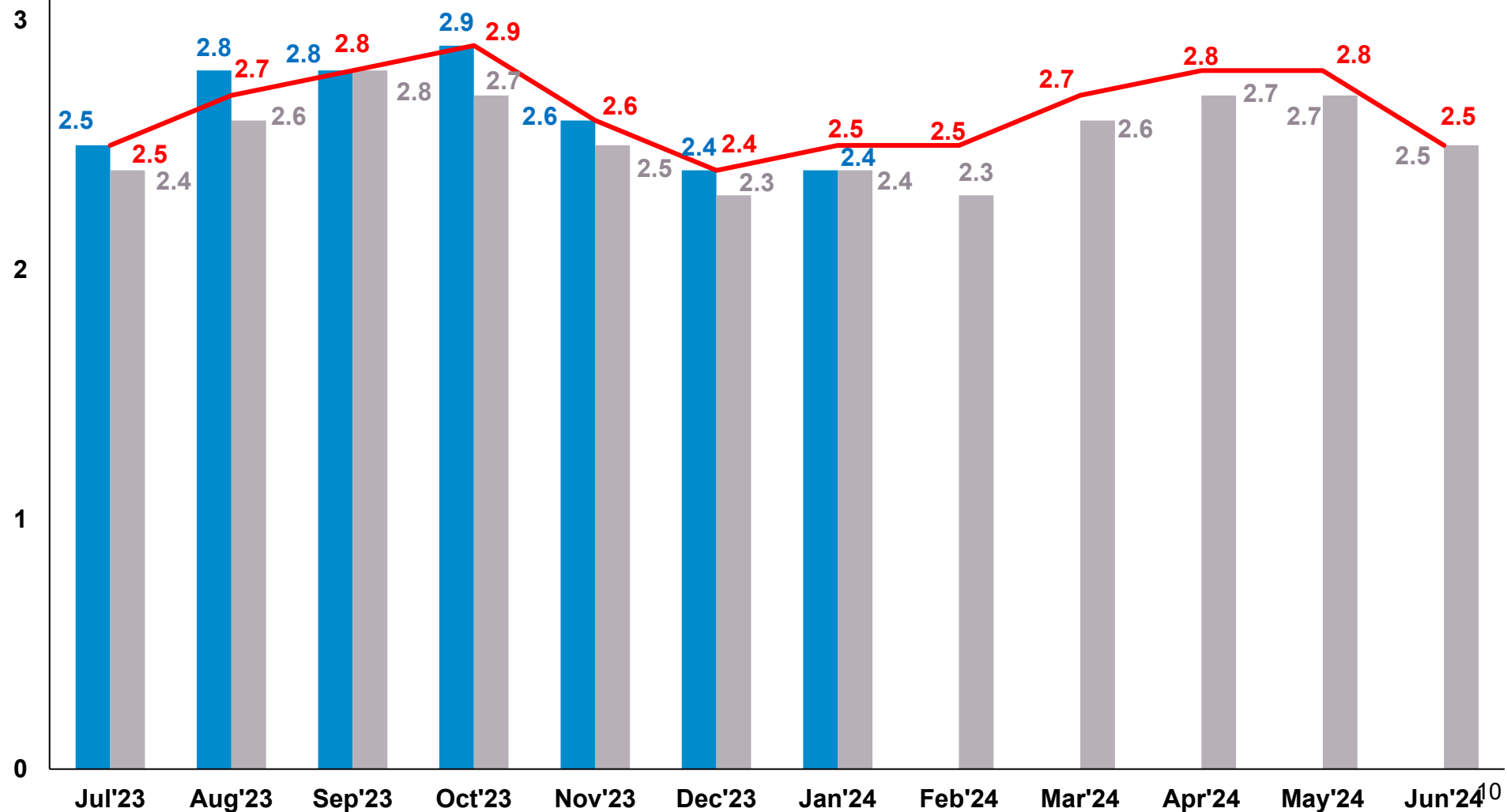
Rail Ridership (unlinked trips, millions)

■ Current Actuals

■ Prior Year Actuals

January rail ridership of 2.4M fell short of the forecast by 0.1M and matched prior January

— Current Forecast





FY24 Capital Highlights January 31, 2024

Capital Sources and Uses by Category - State of Good Repair (SGR)
Year-To-Date thru January 2024
(\$ in Millions)

	YTD ACTUAL	YTD BUDGET	BUDGET VARIANCE	
	\$	\$	\$	%
SOURCES OF FUNDS				
Beginning Balance	67.7	5.4	62.3	1153.7%
Sales Tax	160.7	154.5	6.2	4.0%
Federal Funds	23.8	49.0	-25.2	-51.4%
Other Revenue	2.3	0.6	1.7	294.3%
Total Sources of Funds	254.5	209.4	45.0	21.5%
USES				
Facilities & Stations	41.2	82.7	41.5	50.2%
Maintenance of Way	7.1	17.9	10.7	60.1%
Non-Asset	28.3	55.2	26.9	48.8%
Systems	29.6	71.3	41.7	58.5%
Vehicles	31.0	39.2	8.1	20.8%
Subtotal CIP:	137.2	266.2	129.0	48.5%
Debt Service	82.9	88.4	5.5	6.2%
Total Uses	220.1	354.6	134.5	37.9%

**Top 10 Projects by Expenditures - State of Good Repair (SGR)
Year-To-Date thru January 2024
(\$ in Millions)**

Rank	Project	Project Name	Category	Actuals \$M	Annual Budget \$M	% Annual Budget
1	32177	Rail Station Rehabilitation	Facilities	19.4	51.9	37.4%
2	32130	CQ400 New Rail Car Procurement	Vehicles	14.2	30.3	46.8%
3	32246	CPMO (SGR)	Non-Asset	9.5	24.0	39.7%
4	32276	Parking Lot Repair	Facilities	6.9	20.7	33.1%
5	31701	Track Renovation Phase IV	MOW	6.8	21.5	31.6%
6	32303	I-285 Top End BRT	Non-Asset	5.9	9.9	59.7%
7	31748	Bus Procurement	Vehicles	5.4	5.3	102.8%
8	32299	MARTA Site Relocation	Facilities	5.3	14.5	36.5%
9	32097	Escalators Rehabilitation	Systems	5.1	14.4	35.7%
10	32242	Clayton Bus Maintenance Facility	Non-Asset	4.9	8.5	57.9%
Total - Top 10 Projects				\$83.4	\$201.0	41.5%

Capital Sources and Uses by Category - More MARTA - City of Atlanta
Year-To-Date thru January 2024

(\$ in Millions)

		YTD ACTUAL	YTD BUDGET	BUDGET VARIANCE	
		\$	\$	\$	%
SOURCES OF FUNDS					
	Sales Tax	33.1	31.9	1.3	4.0%
	Other Revenue	6.4	6.4	0.0	0.0%
Total Sources of Funds		39.5	38.3	1.3	3.3%
USES					
	Non-Asset	9.6	127.2	117.5	92.4%
Total Uses		9.6	127.2	117.5	92.4%

Top Projects by Expenditures - More MARTA - City of Atlanta
Year-To-Date thru January 2024
(\$ in Millions)

Rank	Project	Project Name	Category	Actuals \$M	Annual Budget \$M	% Annual Budget
1	40001.170701	MARTA Rapid Summerhill	Expansion	6.88	48.0	14.3%
2	40001.170708	Five Points Station Transformation	Expansion	5.31	62.0	8.6%
3	40001.170720/21	Cleveland Ave/Metropolitan Pwky (ART)	Expansion	0.84	30.0	2.8%
4	40002.170701	CPMO City of Atlanta Comm	Expansion	0.10	1.0	10.0%
5	40001.170704	Streetcar East Extension (LRT)	Expansion	0.08	12.0	0.7%
6	40002.170700	CPMO City of Atlanta	Expansion	0.08	0.5	15.8%
7	40001.170702	Campbellton/Greenbriar (BRT)	Expansion	0.06	17.8	0.3%
8	40001.170713	Clifton Corridor (HCT)	Expansion	0.05	27.0	0.2%
Total - Top Projects				13.41	\$198.3	6.8%

Capital Sources and Uses by Category - Clayton County Expansion
Year-To-Date thru January 2024

(\$ in Millions)

		YTD ACTUAL	YTD BUDGET	BUDGET VARIANCE	
		\$	\$	\$	%
SOURCES OF FUNDS					
	Sales Tax	20.6	19.8	0.8	4.0%
	Other Revenue	6.0	6.0	0.0	0.0%
	Total Sources of Funds	26.6	25.8	0.8	3.1%
USES					
	Non-Asset	2.3	16.7	14.4	86.2%
	Total Uses	2.3	16.7	14.4	86.2%

**Top Projects by Expenditures - Clayton County Expansion
Year-To-Date thru January 2024**

(\$ in Millions)

Rank	Project	Project Name	Category	Actuals \$M	Annual Budget \$M	% Annual Budget
1	70002.170700	Clayton Multipurpose O&M	Facilities	1.32	1.7	76.8%
2	70003.170701	Justice Center Transit Hub	Expansion	0.44	1.0	43.3%
3	70003.170700	Clayton Southlake (BRT)	Expansion	0.33	18.0	1.8%
4	70004.170701	CPMO Clayton County Comm	Expansion	0.19	0.5	37.6%
5	70000.170700	Clayton SR54 (BRT)	Expansion	0.04	4.7	0.9%
Total - Top Projects				2.32	25.9	8.9%



Thank You

